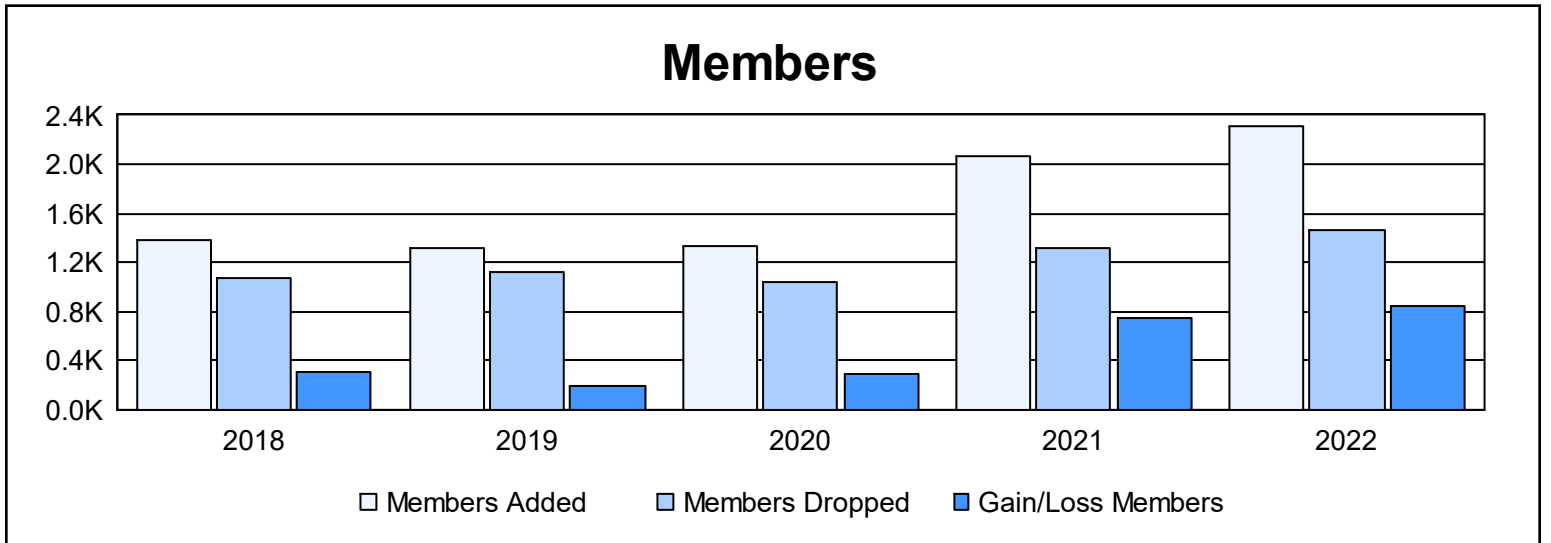
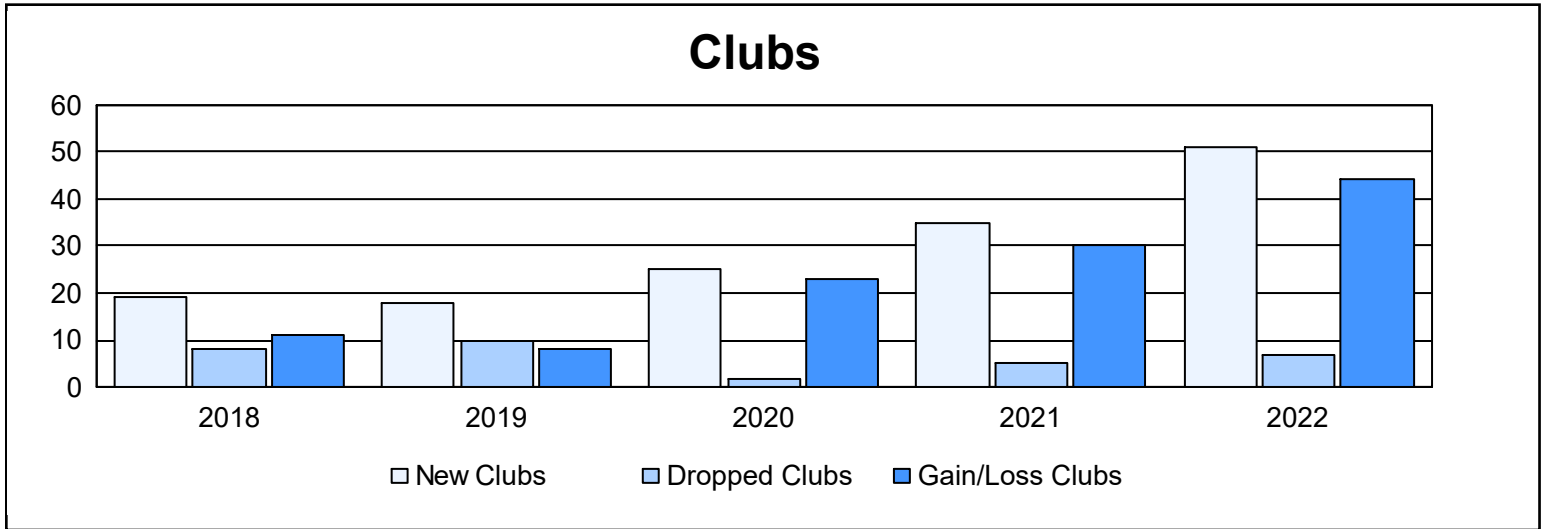
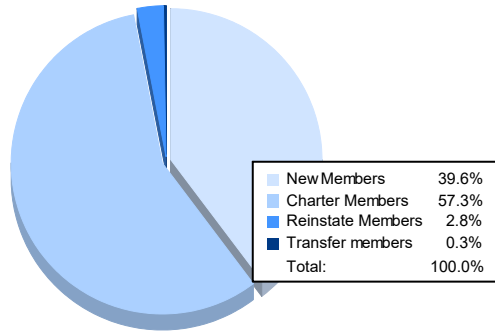


| Year | New Clubs | Dropped Clubs | Gain/ Loss Clubs | New Members | Charter Members | Reinstate Members | Transfer Members | Total Member Added | Total Members Dropped | Gain/ Loss Members |
|----------------|-----------|---------------|------------------|-------------|-----------------|-------------------|------------------|--------------------|-----------------------|--------------------|
| 2017-2018 | 19 | 8 | 11 | 730 | 581 | 55 | 17 | 1,383 | 1,076 | 307 |
| 2018-2019 | 18 | 10 | 8 | 673 | 523 | 110 | 11 | 1,317 | 1,123 | 194 |
| 2019-2020 | 25 | 2 | 23 | 524 | 702 | 77 | 22 | 1,325 | 1,036 | 289 |
| 2020-2021 | 35 | 5 | 30 | 936 | 1,016 | 111 | 4 | 2,067 | 1,318 | 749 |
| 2021-2022 | 51 | 7 | 44 | 914 | 1,322 | 65 | 7 | 2,308 | 1,471 | 837 |
| Average | 30 | 6 | 23 | 755 | 829 | 84 | 12 | 1,680 | 1,205 | 475 |



Membership Composition June 2022 Cumulative



Gender Composition June 2022 Cumulative

